

# Lapeer County Community Foundation: Scholarships Registration & Application Process

13 Steps [View most recent version on Tango.us](#) 

---

Created by

Nancy Boxey

Creation Date

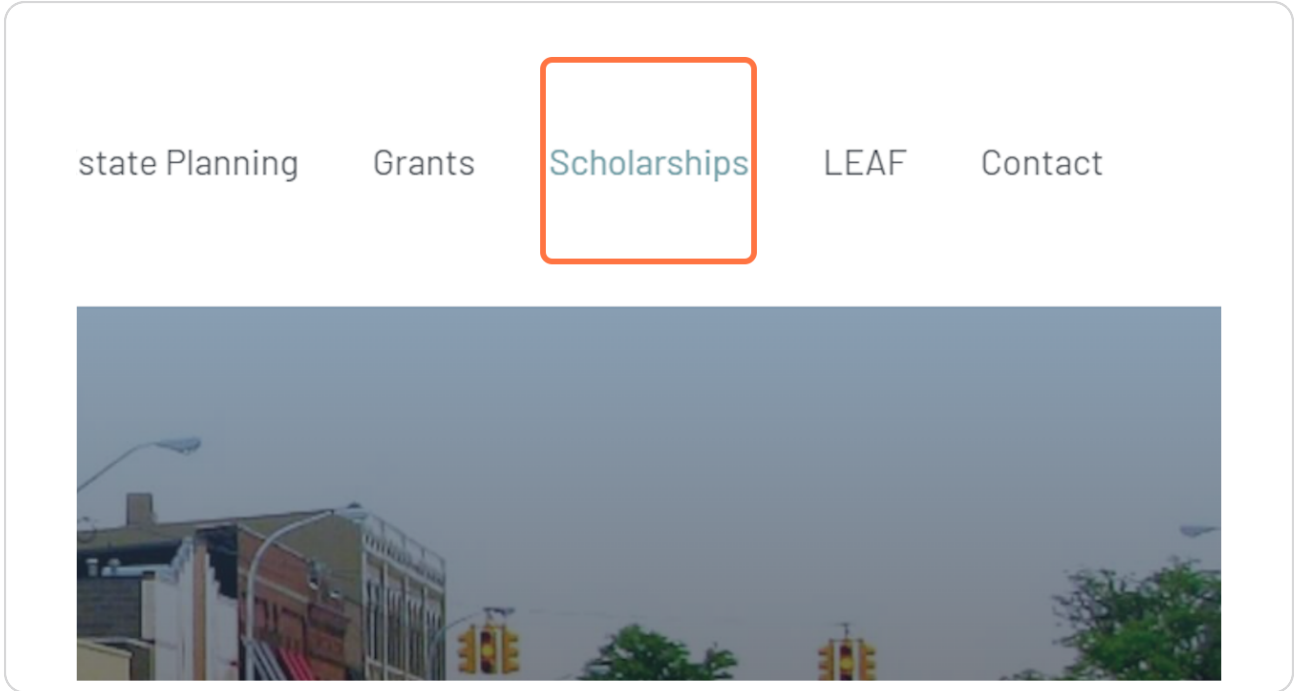
January 3, 2024

Last Updated

January 3, 2024

STEP 1

Click on Scholarships



## STEP 2

### Click on GoApply Online Registration and...

oundation with an official statement of admission from the new institution if transferring schools.

ontact Program Officer, Jennifer Phillips at 810.664.0691 or email to: [jphillips@lapeercountycf.org](mailto:jphillips@lapeercountycf.org).

GoApply Online Registration and  
Scholarship Application

Please do not apply for scholarships until after January 8, 2024.

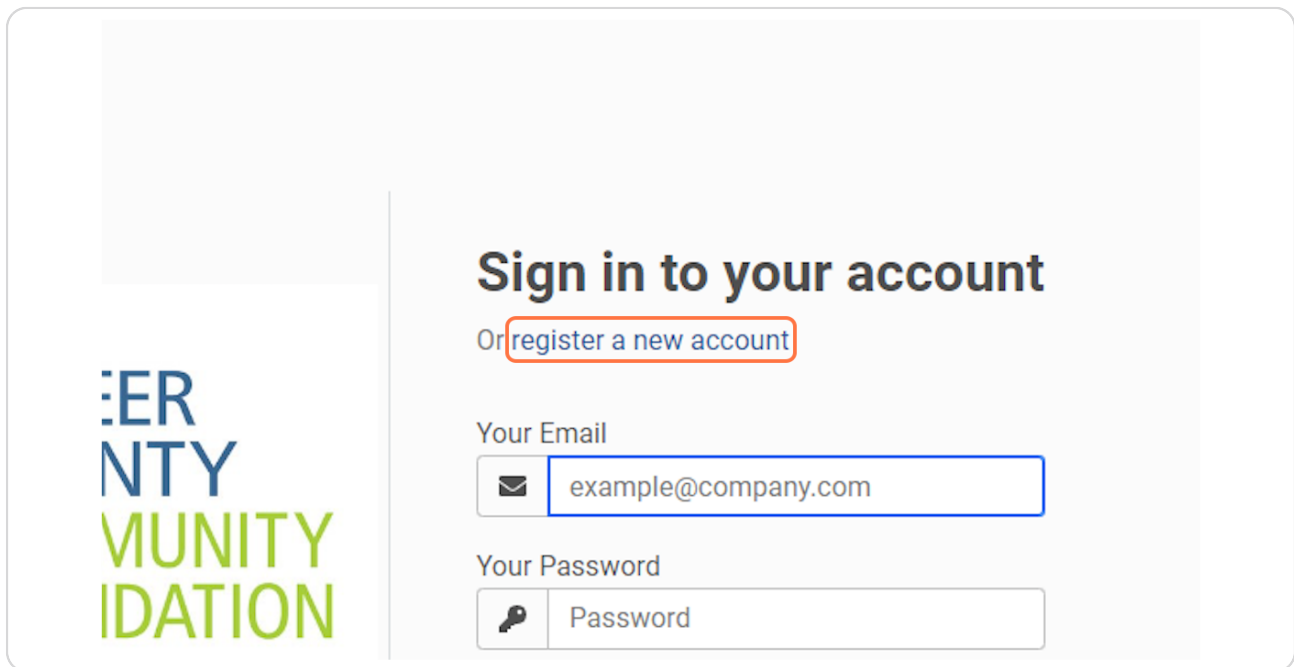
ow process and we are still in the process of testing and making sure everything is working properly.

**Sign in - GOapply**

11 Steps [↗](#)

### STEP 3

#### Click on register a new account



**Sign in to your account**

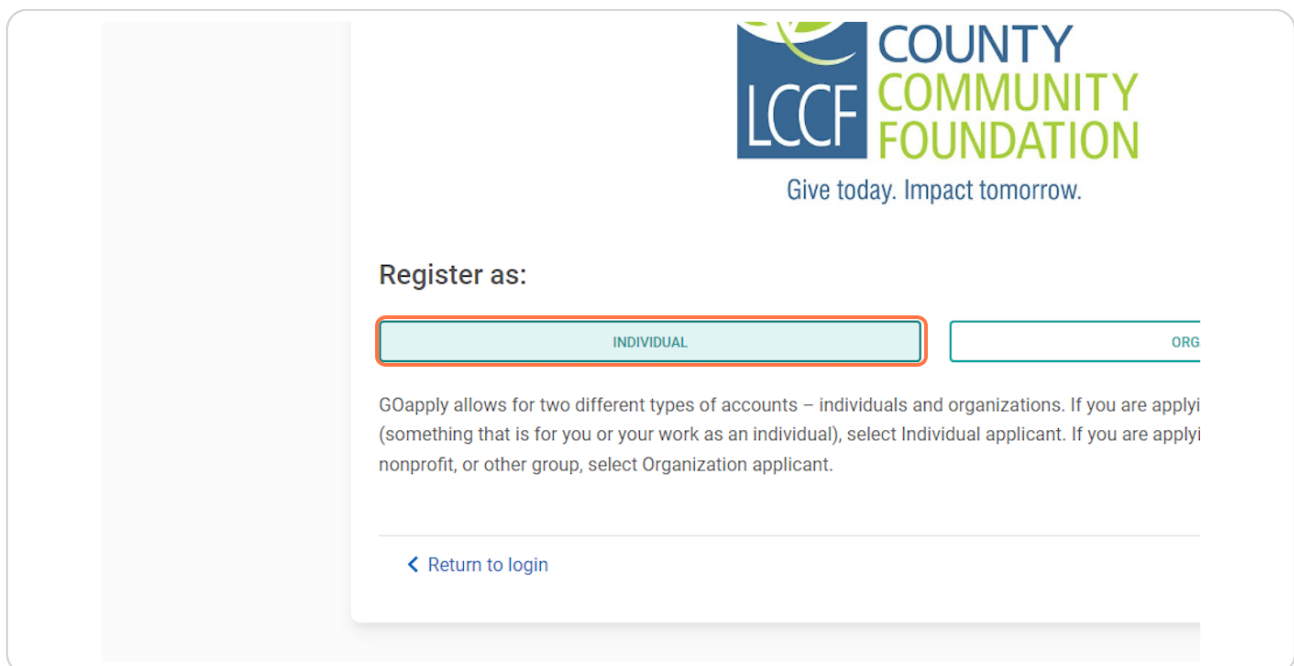
Or [register a new account](#)

Your Email

Your Password

### STEP 4

#### Click on INDIVIDUAL



**LCCF COUNTY COMMUNITY FOUNDATION**

Give today. Impact tomorrow.

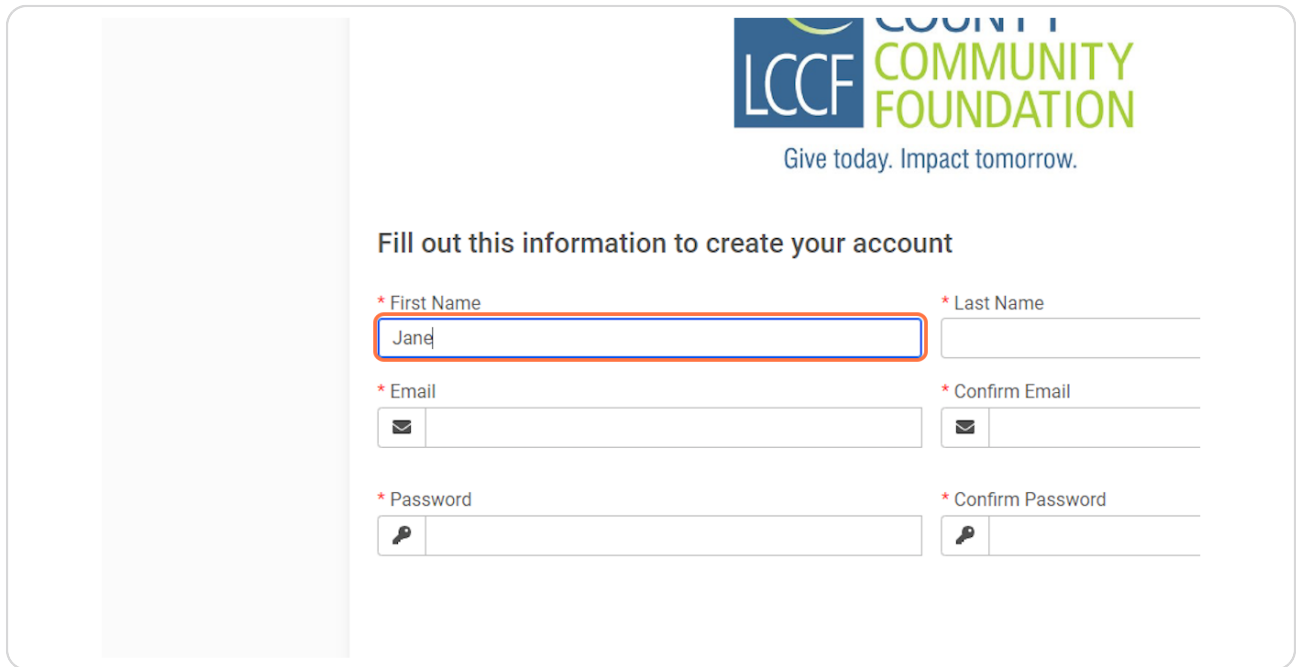
**Register as:**

GOapply allows for two different types of accounts – individuals and organizations. If you are applying (something that is for you or your work as an individual), select Individual applicant. If you are applying nonprofit, or other group, select Organization applicant.

[< Return to login](#)

STEP 5

Type "Jane"



**LCCF COMMUNITY FOUNDATION**  
Give today. Impact tomorrow.

Fill out this information to create your account

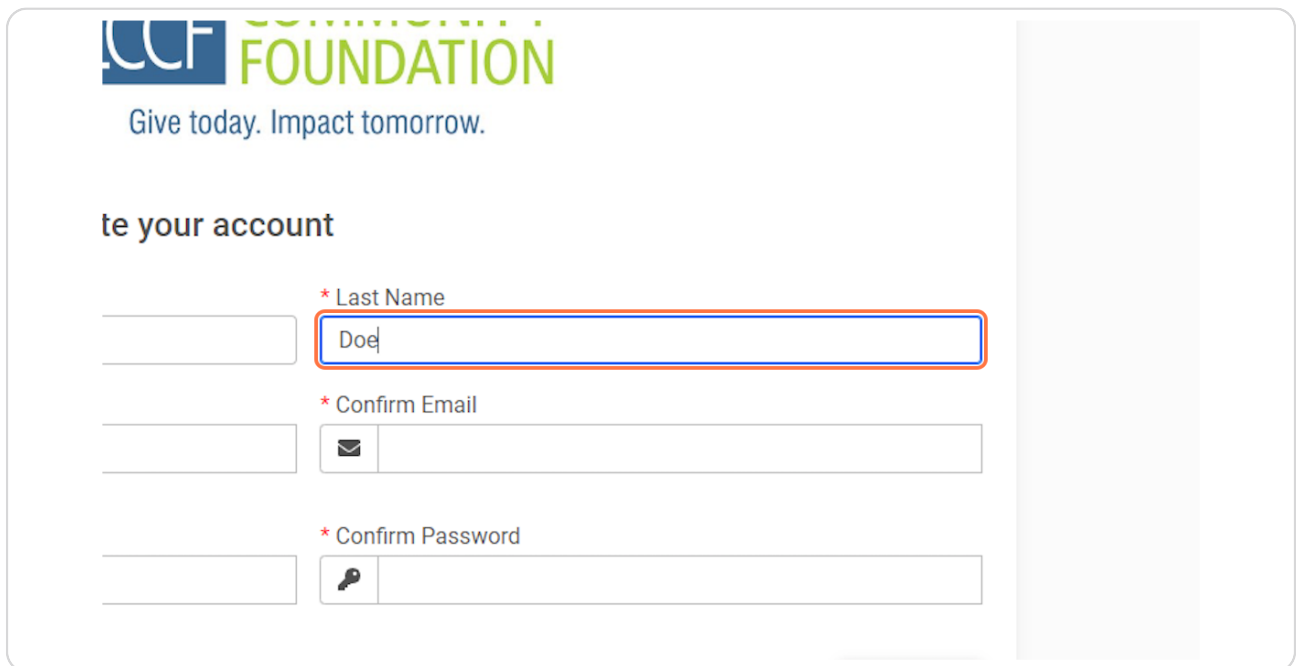
\* First Name  \* Last Name

\* Email  \* Confirm Email

\* Password  \* Confirm Password

STEP 6

Type "Doe"



**LCCF FOUNDATION**  
Give today. Impact tomorrow.

te your account

\* Last Name

\* Confirm Email

\* Confirm Password

STEP 7

Type "phillipsyac+Lapeer17@gmail.com"

Give today. Impact tomorrow.

Fill out this information to create your account

* First Name	<input type="text" value="Jane"/>	* Last Name	<input type="text" value="Doe"/>
* Email	<input type="text" value="phillipsyac+Lapeer17@gmail.com"/>	* Confirm Email	<input type="text"/>
* Password	<input type="password"/>	* Confirm Password	<input type="password"/>

[Return to login](#)

STEP 8

Type "phillipsyac+Lapeer17@gmail.com"

our account

* Last Name	<input type="text" value="Doe"/>
* Confirm Email	<input type="text" value="phillipsyac+Lapeer17@gmail.c"/>
* Confirm Password	<input type="password"/>

## STEP 9

### Type password

Fill out this information to create your account

* First Name	<input type="text" value="Jane"/>	* Last Name	<input type="text" value="Doe"/>
* Email	<input type="text" value="phillipsyac+Lapeer17@gmail.com"/>	* Confirm Email	<input type="text" value="phillipsyac+Lapeer17@gmail.com"/>
* Password	<input type="password" value="....."/>	* Confirm Password	<input type="password"/>

[< Return to login](#)

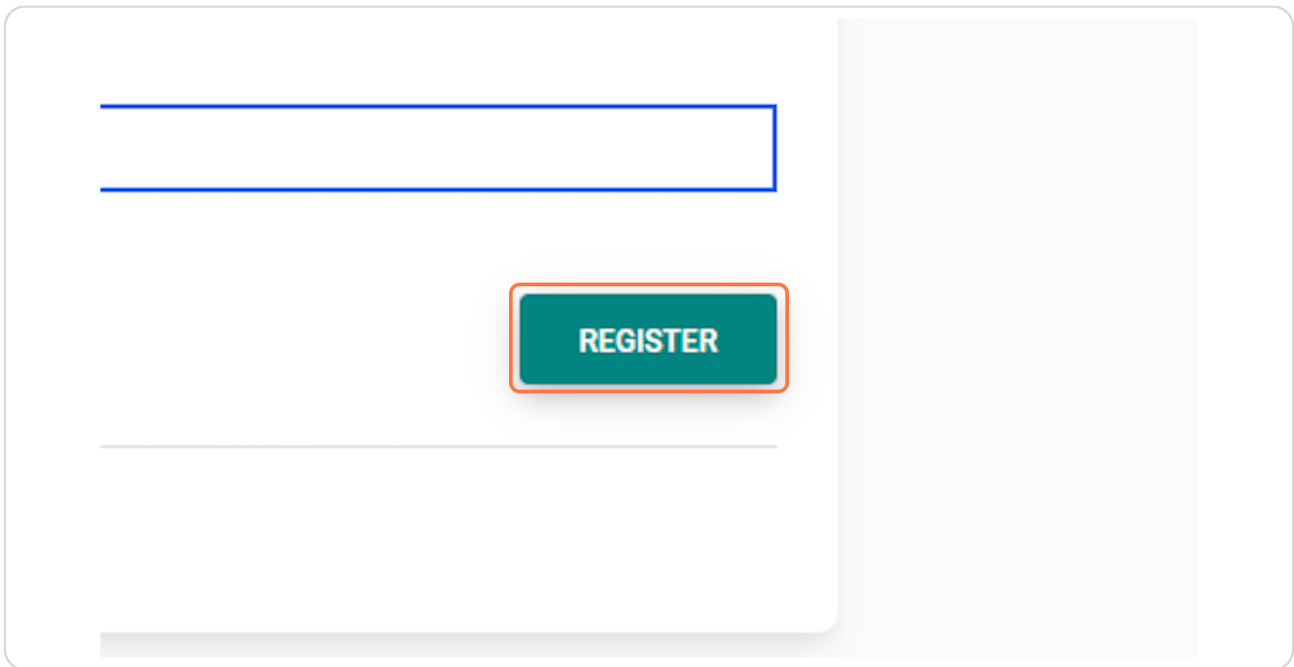
## STEP 10

### Type password

<input type="text"/>	* Last Name	<input type="text" value="Doe"/>
<input type="text"/>	* Confirm Email	<input type="text" value="phillipsyac+Lapeer17@gmail.com"/>
<input type="text"/>	* Confirm Password	<input type="password" value="....."/>

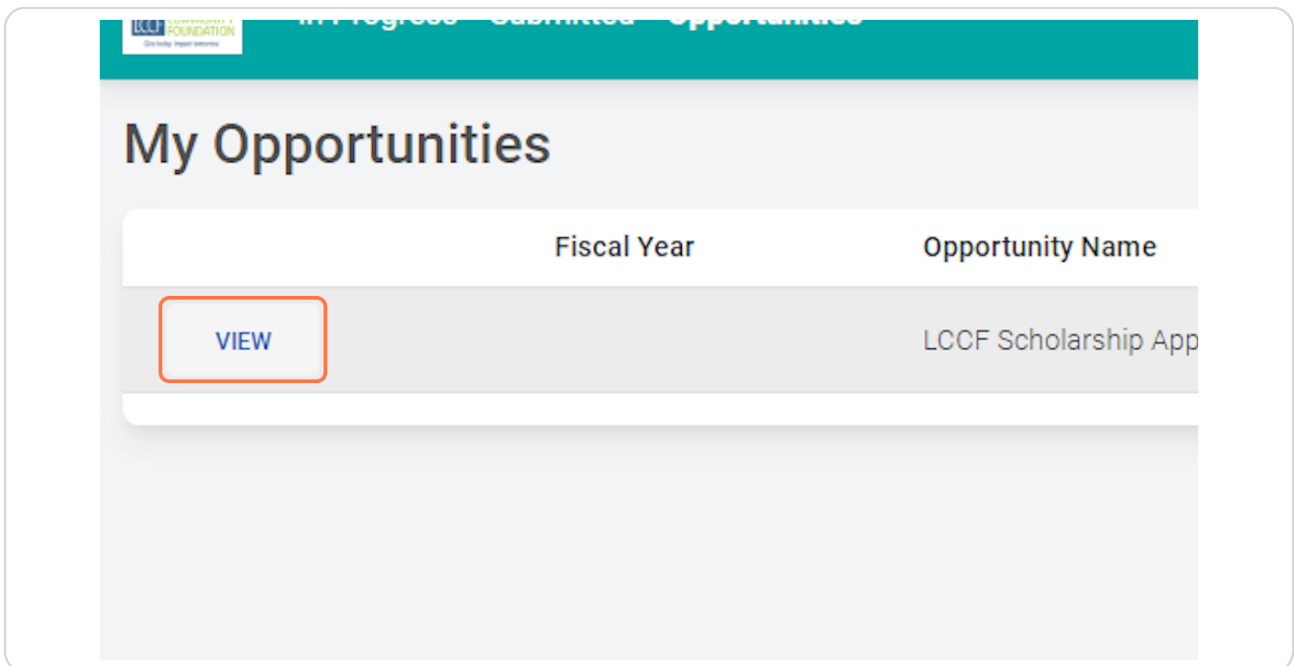
**STEP 11**

**Click on REGISTER**



**STEP 12**

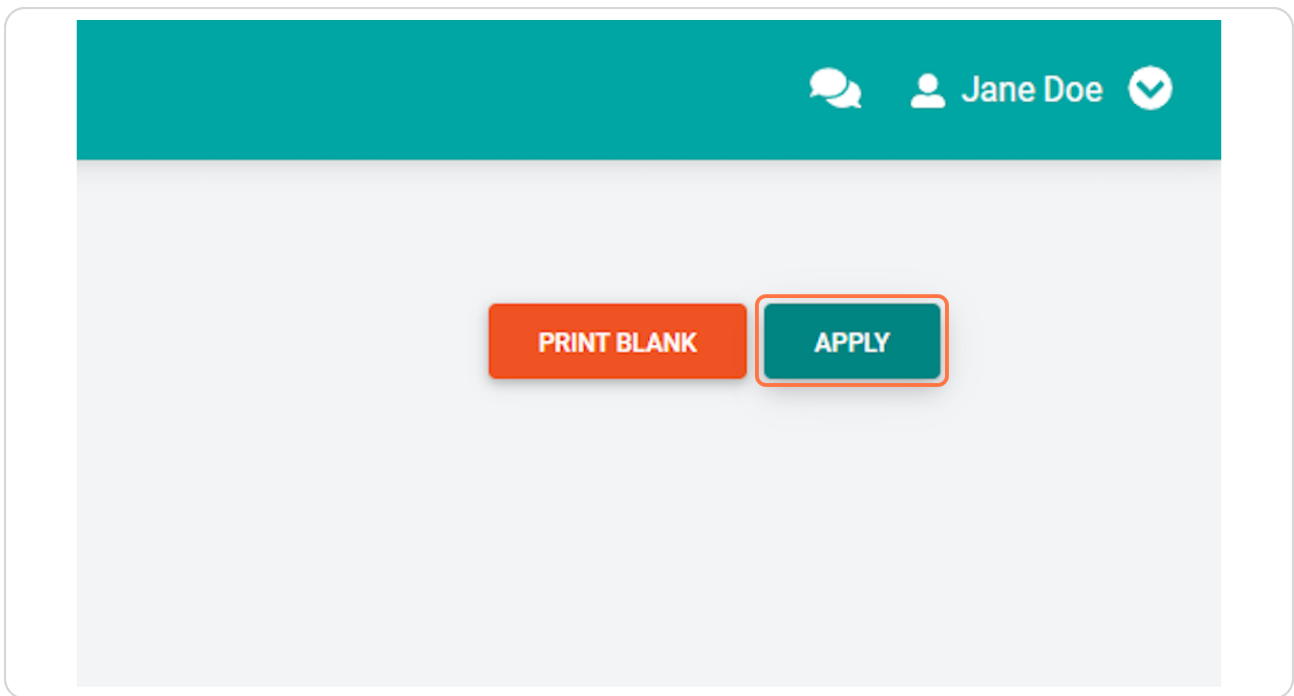
**Click on VIEW**





STEP 13

Click on APPLY



*Tango*

Never miss a step again. Visit [Tango.us](https://tango.us)